



NASHVILLE AREA METROPOLITAN PLANNING ORGANIZATION

730 Second Avenue South - Nashville, TN 37201
(615) 862-7204 - (615) 862-7209 [fax]
www.nashvillempo.org

June 18, 2009

Ms. Nancy Sartor, Manager
Office of Local Programs
Tennessee Department of Transportation
Suite 600, James K. Polk Bldg.
505 Deaderick Street
Nashville, TN 37243

RE: FY 2008-2011 TIP Adjustment for the Nashville Area MPO

Dear Ms. Sartor:

Enclosed is Adjustment #2009-019 to the FY 2008-2011 Transportation Improvement Program. The following projects are being adjusted:

TIP #	Project	Adjustment
2009-52-034	Indian Lake Boulevard	Expand description to include Stop 30 Rd intersection

I have included original and revised copies of the affected TIP pages for your reference. The adjustments have been made according to the procedures identified in the MPO's federally-approved Public Participation Plan and results in a fiscally constrained TIP.

Please incorporate these adjustments into the STIP. Thank you for your assistance in processing this request. If you have any questions or comments, please contact me at 862-7186.

Sincerely,


Michael Skipper
Director

cc w/o attachments: Ms. Teresa Estes, TDOT
Mr. Rick Pack, TDOT
Ms. Angie Midgett, TDOT
Mr. Fred Rogers, City of Hendersonville

Davidson County

-

Rutherford County

-

Sumner County

-

Williamson County

-

Wilson County

-

Brentwood

-

Franklin

-

Gallatin

-

Goodlettsville

-

Hendersonville

-

LaVergne

-

Lebanon

-

Metro Nashville

-

Mt. Juliet

-

Murfreesboro

-

Portland

-

Smyrna

-

Spring Hill

-

Springfield

-

White House

NASHVILLE AREA MPO



ADJUSTMENT to The Fiscal Years 2008-2011

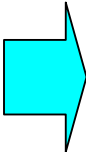
Transportation Improvement Program

Adjustment Number: 2009-019
 TIP Number: 2008-52-034

FROM:

TIP# 2008-52-034						
Jurisdiction:		Hendersonville				
Project:		Indian Lake Boulevard				
Termini:		SR-386				
Description:		Widen from 2 to 5 lanes at SR-386 intersection, modify ramps and add traffic signals. Includes bike lane and sidewalks.				
FY	Work	Funding	Total	Fed	State	Local
2009	PE	ES-U	1,000,000	1,000,000		
2009	CONST	U-STP	2,750,000	2,200,000		550,000
2009	CONST	U-STP	2,750,000	2,200,000		550,000

TO:



TIP# 2008-52-034						
Jurisdiction:		Hendersonville				
Project:		Indian Lake Boulevard				
Termini:		SR-386				
Description:		Widen from 2 to 5 lanes at SR-386 including Stop 30 Road intersection; modify ramps and add traffic signals. Includes bike lane and sidewalks.				
FY	Work	Funding	Total	Fed	State	Local
2009	PE	ES-U	1,000,000	1,000,000		
2009	CONST	U-STP	2,750,000	2,200,000		550,000
2009	CONST	U-STP	2,750,000	2,200,000		550,000

* This project is being adjusted to expand the description to include the intersection of Stop 30 Road. This change has no fiscal impact on the TIP.

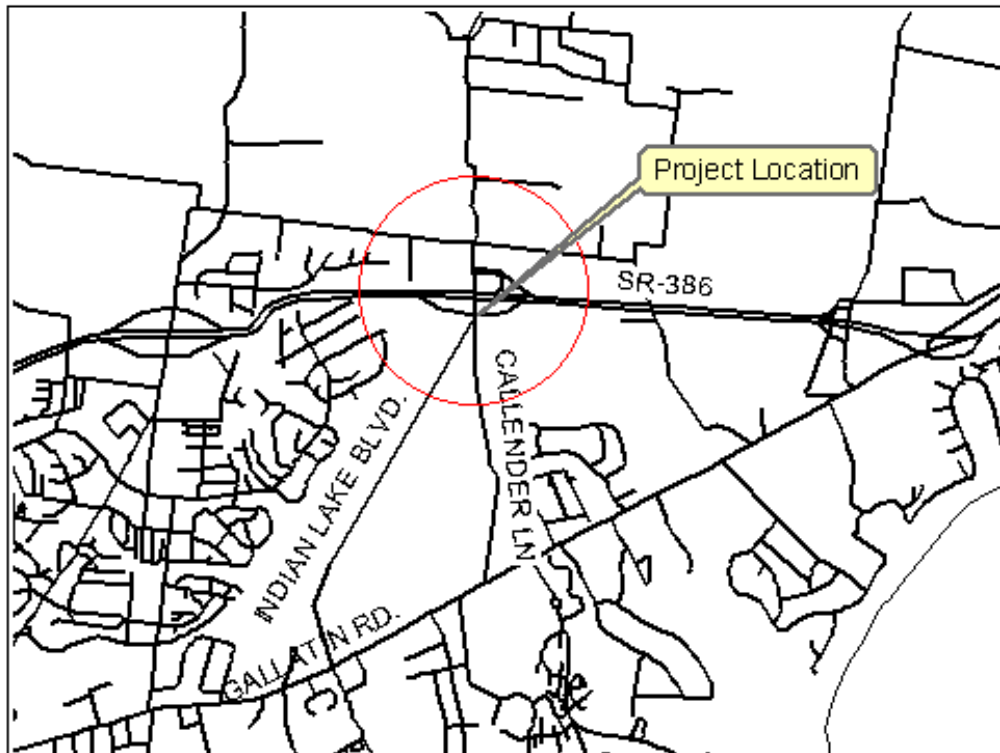


Fiscal Years 2008-2011 Transportation Improvement Program

TIP #	<input type="text" value="2008-52-034"/>	TDOT PIN #	<input type="text"/>	Improvement Type	<input type="text" value="Road Widening"/>	Lead Agency	<input type="text" value="Hendersonville"/>
County	<input type="text" value="Sumner"/>	Length	<input type="text" value="0.3"/> mi	L RTP#	<input type="text" value="5008"/>	Conformity Status	<input type="text" value="Non-Exempt"/>
Route/Project Name	<input type="text" value="Indian Lake Boulevard"/>					Total Project Cost	<input type="text" value="\$6,500,000"/>
Termini or Intersection	<input type="text" value="State Route 386 Intersection"/>						
Project Description	<input type="text" value="Widen from 2 lanes to 5 at the S.R. 386 intersection, modify ramps and add traffic signals. Bike lane on one side and sidewalk on both sides"/>						

Fiscal Year	Type of Work	Funding Type	Total Funds	Fed Funds	State Funds	Local Funds
<input type="text" value="2009"/>	<input type="text" value="PE"/>	<input type="text" value="ES-U"/>	<input type="text" value="\$1,000,000"/>	<input type="text" value="\$1,000,000"/>	<input type="text"/>	<input type="text"/>
<input type="text" value="2009"/>	<input type="text" value="CONST"/>	<input type="text" value="U-STP"/>	<input type="text" value="\$2,750,000"/>	<input type="text" value="\$2,200,000"/>	<input type="text"/>	<input type="text" value="\$550,000"/>
<input type="text" value="2010"/>	<input type="text" value="CONST"/>	<input type="text" value="U-STP"/>	<input type="text" value="\$2,750,000"/>	<input type="text" value="\$2,200,000"/>	<input type="text"/>	<input type="text" value="\$550,000"/>
<input type="text"/>	<input type="text"/>	<input type="text"/>	<input type="text"/>	<input type="text"/>	<input type="text"/>	<input type="text"/>

Amendment 1 #	<input type="text" value="2009-040"/>	Adjustment 1 #	<input type="text"/>	Remarks ES-U = Economic Stimulus - Nashville UZA FHWA funds
Amended on	<input type="text" value="5/20/2009"/>	Adjusted on	<input type="text"/>	
Amendment 2 #	<input type="text"/>	Adjustment 2 #	<input type="text"/>	
Amended on	<input type="text"/>	Adjusted on	<input type="text"/>	



This map is for illustrative purposes only. Drawings depict conceptual project corridors and areas, not approved alignments.



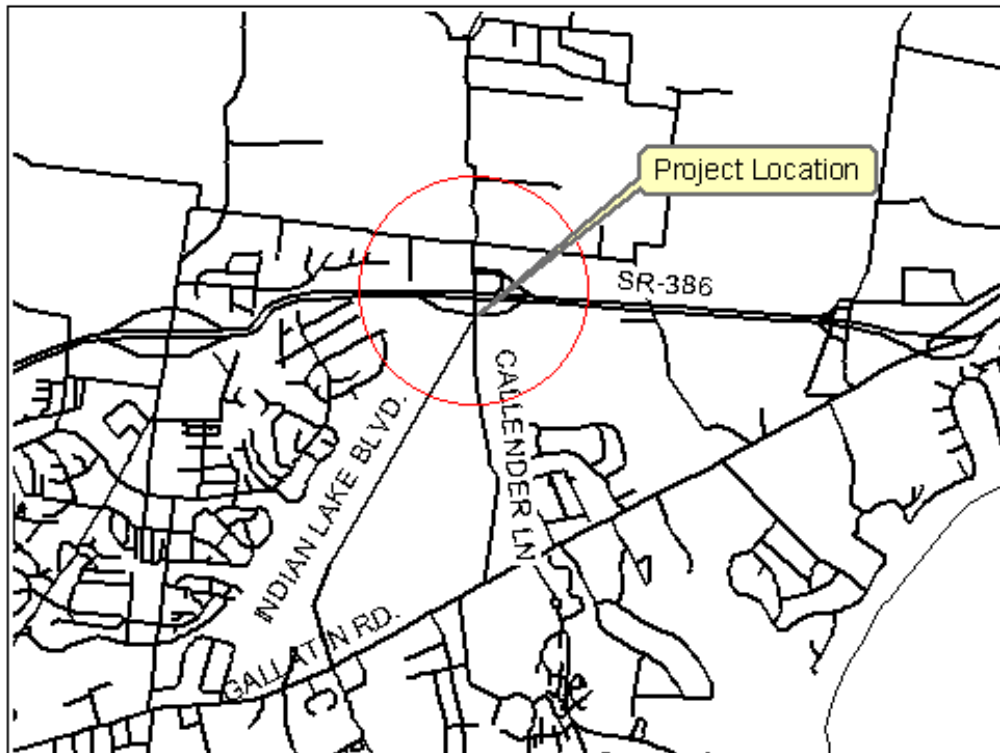
REVISED

Fiscal Years 2008-2011 Transportation Improvement Program

TIP #	2008-52-034	TDOT PIN #		Improvement Type	Road Widening	Lead Agency	Hendersonville
County	Sumner	Length	0.3 mi	L RTP#	5008	Conformity Status	Non-Exempt
Route/Project Name	Indian Lake Boulevard			Total Project Cost	\$6,500,000		
Termini or Intersection	State Route 386 Intersection						
Project Description	Widen from 2 lanes to 5 at SR-386 including Stop 30 Road intersection; modify ramps and add traffic signals. Bike lane on one side and sidewalk on both sides						

Fiscal Year	Type of Work	Funding Type	Total Funds	Fed Funds	State Funds	Local Funds
2009	PE	ES-U	\$1,000,000	\$1,000,000		
2009	CONST	U-STP	\$2,750,000	\$2,200,000		\$550,000
2010	CONST	U-STP	\$2,750,000	\$2,200,000		\$550,000

Amendment 1 #	2009-040	Adjustment 1 #	2009-019	Remarks ES-U = Economic Stimulus - Nashville UZA FHWA funds
Amended on	5/20/2009	Adjusted on	6/18/2009	
Amendment 2 #		Adjustment 2 #		
Amended on		Adjusted on		



This map is for illustrative purposes only. Drawings depict conceptual project corridors and areas, not approved alignments.

FY 2008-2011 FUNDING TABLES*
BEFORE JUNE 18, 2009 ADJUSTMENT

Funding Source	FY 2008	FY 2009	FY 2010	FY 2011
Total Amount Programmed	\$ 426,487,564.99	\$ 529,997,860.80	\$ 137,037,770.00	\$ 159,433,409.00
BRR-L (Bridge Replacement & Rehabilitation - Local)	\$ 482,400.00	\$ 408,000.00	\$ 408,000.00	\$ 408,000.00
BRR-S (Bridge Replacement & Rehabilitation - State)	\$ 3,320,000.00	\$ 6,169,600.00	\$ 4,040,000.00	\$ 4,040,000.00
DEMO (Section 115)	\$ 1,621,269.52	\$ 846,136.00	\$ -	\$ -
ENH (Enhancement Grants)	\$ 11,833,042.61	\$ 2,920,000.00	\$ 2,000,000.00	\$ 2,000,000.00
ES (State Economic Stimulus)	\$ -	\$ 86,529,899.00	\$ -	\$ -
ES-MPO (MPO Economic Stimulus)***	\$ -	\$ 42,653,161.00	\$ -	\$ -
Federal Lands Hwy	\$ -	\$ -	\$ -	\$ -
FTA-5307 (Capital & Operations)	\$ 16,444,208.00	\$ 9,685,780.00	\$ 9,681,780.00	\$ 9,460,000.00
FTA-5309 (Capital Grant)	\$ 19,039,394.00	\$ 10,122,695.00	\$ 6,000,000.00	\$ 6,200,000.00
FTA-5310 (Elderly & Disabled)	\$ 212,713.00	\$ -	\$ -	\$ -
FTA-5316 (Job Access & Reverse Commute)	\$ 1,818,689.00	\$ 600,486.00	\$ 416,239.00	\$ 381,910.00
FTA-5317	\$ 410,286.00	\$ (6,169,600.00)	\$ 74,395.00	\$ -
HPP (High Priority Projects)	\$ 44,761,825.76	\$ 17,664,962.04	\$ 6,464,000.00	\$ -
HSIP (Highway Safety Improvement Program)	\$ 3,600,000.00	\$ -	\$ 1,800,000.00	\$ 1,800,000.00
IM (Interstate Maintenance)	\$ 20,674,800.00	\$ 29,979,000.00	\$ 13,123,616.00	\$ 91,673,761.00
ITS (Intelligent Transportation Systems)	\$ 3,285,474.00	\$ -	\$ -	\$ -
LIC (Local Interstate Connector)	\$ -	\$ -	\$ -	\$ -
NHS (National Highway System)	\$ 2,944,000.00	\$ 3,496,000.00	\$ 800,000.00	\$ 800,000.00
TCSP (Transp. Community, & System Preservation)	\$ 250,000.00	\$ -	\$ -	\$ -
PLHD (Public Lands Highways)	\$ 905,520.00	\$ -	\$ -	\$ -
SRTS (Safe Routes to School)	\$ 427,931.00	\$ 750,000.00	\$ 750,000.00	\$ 750,000.00
S-CMAQ (State Congestion Mitigation & Air Quality)	\$ 6,362,486.00	\$ 1,568,802.00	\$ -	\$ -
CMAQ (Regional CMAQ)	\$ 7,714,601.50	\$ 4,710,255.00	\$ 2,774,412.00	\$ 3,231,733.00
STP (State Surface Transportation Program)	\$ 46,071,050.00	\$ 20,229,760.00	\$ 2,085,248.00	\$ 920,000.00
STP-S (STP Safety Set Aside)	\$ 7,510,400.00	\$ 4,203,400.00	\$ 1,827,584.00	\$ 2,010,342.00
U-STP (Nashville Urban STP)	\$ 46,917,220.02	\$ 22,958,638.00	\$ 16,795,804.00	\$ 14,991,424.00
M-STP (Murfreesboro Urban STP)	\$ 1,890,224.92	\$ 2,000,000.00	\$ -	\$ -
L-STP (Local STP)	\$ 4,044,436.30	\$ 633,186.00	\$ 384,000.00	\$ 176,000.00
State (includes matching amounts for federal funds)	\$ 88,788,255.25	\$ 162,074,076.00	\$ 42,094,485.00	\$ 14,884,973.00
Local (includes matching amounts for federal funds)	\$ 85,157,338.11	\$ 105,963,624.76	\$ 25,518,207.00	\$ 5,705,266.00
Total Available for Programming	\$ 450,506,213.21	\$ 543,327,946.02	\$ 149,106,316.22	\$ 171,587,475.22
BRR-L (Bridge Replacement & Rehabilitation - Local)	\$ 482,400.00	\$ 408,000.00	\$ 408,000.00	\$ 408,000.00
BRR-S (Bridge Replacement & Rehabilitation - State)	\$ 3,320,000.00	\$ 6,169,600.00	\$ 4,040,000.00	\$ 4,040,000.00
DEMO (Section 115)	\$ 1,621,269.52	\$ 846,136.00	\$ -	\$ -
ENH (Enhancement Grants)	\$ 11,833,042.61	\$ 2,920,000.00	\$ 2,000,000.00	\$ 2,000,000.00
ES (State Economic Stimulus)	\$ -	\$ 86,529,899.00	\$ -	\$ -
ES-MPO (MPO Economic Stimulus)***	\$ -	\$ 42,653,161.00	\$ -	\$ -
Federal Lands Hwy	\$ -	\$ -	\$ -	\$ -
FTA-5307 (Capital & Operations)	\$ 16,444,208.00	\$ 9,685,780.00	\$ 9,681,780.00	\$ 9,460,000.00
FTA-5309 (Capital Grant)	\$ 19,039,394.00	\$ 10,122,695.00	\$ 6,000,000.00	\$ 6,200,000.00
FTA-5310 (Elderly & Disabled)	\$ 212,713.00	\$ -	\$ -	\$ -
FTA-5316 (Job Access & Reverse Commute)	\$ 1,818,689.00	\$ 600,486.00	\$ 416,239.00	\$ 381,910.00
FTA-5317	\$ 410,286.00	\$ (6,169,600.00)	\$ 74,395.00	\$ -
HPP (High Priority Projects)	\$ 44,761,825.76	\$ 17,664,962.04	\$ 6,464,000.00	\$ -
HSIP (Highway Safety Improvement Program)	\$ 3,600,000.00	\$ -	\$ 1,800,000.00	\$ 1,800,000.00
IM (Interstate Maintenance)	\$ 20,674,800.00	\$ 29,979,000.00	\$ 13,123,616.00	\$ 91,673,761.00
ITS (Intelligent Transportation Systems)	\$ 3,285,474.00	\$ -	\$ -	\$ -
LIC (Local Interstate Connector)	\$ -	\$ -	\$ -	\$ -
NHS (National Highway System)	\$ 2,944,000.00	\$ 3,496,000.00	\$ 800,000.00	\$ 800,000.00
TCSP (Transp. Community, & System Preservation)	\$ 250,000.00	\$ -	\$ -	\$ -
PLHD (Public Lands Highways)	\$ 905,520.00	\$ -	\$ -	\$ -
SRTS (Safe Routes to School)	\$ 427,931.00	\$ 750,000.00	\$ 750,000.00	\$ 750,000.00
S-CMAQ (State Congestion Mitigation & Air Quality)	\$ 6,362,486.00	\$ 1,568,802.00	\$ -	\$ -
CMAQ (Regional CMAQ)	\$ 10,867,353.98	\$ 6,215,020.48	\$ 4,567,033.48	\$ 4,854,889.48
STP (State Surface Transportation Program)	\$ 46,071,050.00	\$ 20,229,760.00	\$ 2,085,248.00	\$ 920,000.00
STP-S (STP Safety Set Aside)	\$ 7,510,400.00	\$ 4,203,400.00	\$ 1,827,584.00	\$ 2,010,342.00
U-STP (Nashville Urban STP)	\$ 60,884,396.08	\$ 27,815,306.06	\$ 18,423,261.06	\$ 15,194,050.06
M-STP (Murfreesboro Urban STP)	\$ 8,788,944.60	\$ 8,968,651.68	\$ 8,648,467.68	\$ 10,328,283.68
L-STP (Local STP)	\$ 4,044,436.30	\$ 633,186.00	\$ 384,000.00	\$ 176,000.00
State (includes matching amounts for federal funds)	\$ 88,788,255.25	\$ 162,074,076.00	\$ 42,094,485.00	\$ 14,884,973.00
Local (includes matching amounts for federal funds)	\$ 85,157,338.11	\$ 105,963,624.76	\$ 25,518,207.00	\$ 5,705,266.00
Unprogrammed Balance	\$ 24,018,648.22	\$ 13,330,085.22	\$ 12,068,546.22	\$ 12,154,066.22
CMAQ (Regional CMAQ)	\$ 3,152,752.48	\$ 1,504,765.48	\$ 1,792,621.48	\$ 1,623,156.48
ES-MPO (MPO Economic Stimulus)***	\$ -	\$ -	\$ -	\$ -
U-STP (Nashville Urban STP)	\$ 13,967,176.06	\$ 4,856,668.06	\$ 1,627,457.06	\$ 202,626.06
M-STP (Murfreesboro Urban STP)	\$ 6,898,719.68	\$ 6,968,651.68	\$ 8,648,467.68	\$ 10,328,283.68

***See attached table for more detail for MPO ES funds.

FY 2008-2011 FUNDING TABLES
 Detail for MPO-Share ARRA Funds
BEFORE JUNE 18, 2009 ADJUSTMENT

Funding Source	FY 2008	FY 2009	FY 2010	FY 2011
Total MPO ES Programmed	\$ -	\$ 42,653,161.00	\$ -	\$ -
ES-U (Nash-Dav UZA Hwy Economic Stimulus)	\$ -	\$ 22,647,241.00	\$ -	\$ -
ES-M (Murf UZA Hwy Economic Stimulus)	\$ -	\$ 3,800,000.00	\$ -	\$ -
ES-UT (Nash-Dav UZA Transit Economic Stimulus)	\$ -	\$ 14,020,151.00	\$ -	\$ -
ES-MT (Murf UZA Transit Economic Stimulus)	\$ -	\$ 2,185,769.00	\$ -	\$ -
Total MPO ES Available for Programming	\$ -	\$ 42,653,161.00	\$ -	\$ -
ES-U (Nash-Dav UZA Hwy Economic Stimulus)	\$ -	\$ 22,647,241.00	\$ -	\$ -
ES-M (Murf UZA Hwy Economic Stimulus)	\$ -	\$ 3,800,000.00	\$ -	\$ -
ES-UT (Nash-Dav UZA Transit Economic Stimulus)	\$ -	\$ 14,020,151.00	\$ -	\$ -
ES-MT (Murf UZA Transit Economic Stimulus)	\$ -	\$ 2,185,769.00	\$ -	\$ -
Unprogrammed MPO ES Balances	\$ -	\$ -	\$ -	\$ -
ES-U (Nash-Dav UZA Hwy Economic Stimulus)	\$ -	\$ -	\$ -	\$ -
ES-M (Murf UZA Hwy Economic Stimulus)	\$ -	\$ -	\$ -	\$ -
ES-UT (Nash-Dav UZA Transit Economic Stimulus)	\$ -	\$ -	\$ -	\$ -
ES-MT (Murf UZA Transit Economic Stimulus)	\$ -	\$ -	\$ -	\$ -

FY 2008-2011 FUNDING TABLES*
AFTER JUNE 18, 2009 ADJUSTMENT

Funding Source	FY 2008	FY 2009	FY 2010	FY 2011
Total Amount Programmed	\$ 426,487,564.99	\$ 529,997,860.80	\$ 137,037,770.00	\$ 159,433,409.00
BRR-L (Bridge Replacement & Rehabilitation - Local)	\$ 482,400.00	\$ 408,000.00	\$ 408,000.00	\$ 408,000.00
BRR-S (Bridge Replacement & Rehabilitation - State)	\$ 3,320,000.00	\$ 6,169,600.00	\$ 4,040,000.00	\$ 4,040,000.00
DEMO (Section 115)	\$ 1,621,269.52	\$ 846,136.00	\$ -	\$ -
ENH (Enhancement Grants)	\$ 11,833,042.61	\$ 2,920,000.00	\$ 2,000,000.00	\$ 2,000,000.00
ES (State Economic Stimulus)	\$ -	\$ 86,529,899.00	\$ -	\$ -
ES-MPO (MPO Economic Stimulus)***	\$ -	\$ 42,653,161.00	\$ -	\$ -
Federal Lands Hwy	\$ -	\$ -	\$ -	\$ -
FTA-5307 (Capital & Operations)	\$ 16,444,208.00	\$ 9,685,780.00	\$ 9,681,780.00	\$ 9,460,000.00
FTA-5309 (Capital Grant)	\$ 19,039,394.00	\$ 10,122,695.00	\$ 6,000,000.00	\$ 6,200,000.00
FTA-5310 (Elderly & Disabled)	\$ 212,713.00	\$ -	\$ -	\$ -
FTA-5316 (Job Access & Reverse Commute)	\$ 1,818,689.00	\$ 600,486.00	\$ 416,239.00	\$ 381,910.00
FTA-5317	\$ 410,286.00	\$ (6,169,600.00)	\$ 74,395.00	\$ -
HPP (High Priority Projects)	\$ 44,761,825.76	\$ 17,664,962.04	\$ 6,464,000.00	\$ -
HSIP (Highway Safety Improvement Program)	\$ 3,600,000.00	\$ -	\$ 1,800,000.00	\$ 1,800,000.00
IM (Interstate Maintenance)	\$ 20,674,800.00	\$ 29,979,000.00	\$ 13,123,616.00	\$ 91,673,761.00
ITS (Intelligent Transportation Systems)	\$ 3,285,474.00	\$ -	\$ -	\$ -
LIC (Local Interstate Connector)	\$ -	\$ -	\$ -	\$ -
NHS (National Highway System)	\$ 2,944,000.00	\$ 3,496,000.00	\$ 800,000.00	\$ 800,000.00
TCSP (Transp. Community, & System Preservation)	\$ 250,000.00	\$ -	\$ -	\$ -
PLHD (Public Lands Highways)	\$ 905,520.00	\$ -	\$ -	\$ -
SRTS (Safe Routes to School)	\$ 427,931.00	\$ 750,000.00	\$ 750,000.00	\$ 750,000.00
S-CMAQ (State Congestion Mitigation & Air Quality)	\$ 6,362,486.00	\$ 1,568,802.00	\$ -	\$ -
CMAQ (Regional CMAQ)	\$ 7,714,601.50	\$ 4,710,255.00	\$ 2,774,412.00	\$ 3,231,733.00
STP (State Surface Transportation Program)	\$ 46,071,050.00	\$ 20,229,760.00	\$ 2,085,248.00	\$ 920,000.00
STP-S (STP Safety Set Aside)	\$ 7,510,400.00	\$ 4,203,400.00	\$ 1,827,584.00	\$ 2,010,342.00
U-STP (Nashville Urban STP)	\$ 46,917,220.02	\$ 22,958,638.00	\$ 16,795,804.00	\$ 14,991,424.00
M-STP (Murfreesboro Urban STP)	\$ 1,890,224.92	\$ 2,000,000.00	\$ -	\$ -
L-STP (Local STP)	\$ 4,044,436.30	\$ 633,186.00	\$ 384,000.00	\$ 176,000.00
State (includes matching amounts for federal funds)	\$ 88,788,255.25	\$ 162,074,076.00	\$ 42,094,485.00	\$ 14,884,973.00
Local (includes matching amounts for federal funds)	\$ 85,157,338.11	\$ 105,963,624.76	\$ 25,518,207.00	\$ 5,705,266.00
Total Available for Programming	\$ 450,506,213.21	\$ 543,327,946.02	\$ 149,106,316.22	\$ 171,587,475.22
BRR-L (Bridge Replacement & Rehabilitation - Local)	\$ 482,400.00	\$ 408,000.00	\$ 408,000.00	\$ 408,000.00
BRR-S (Bridge Replacement & Rehabilitation - State)	\$ 3,320,000.00	\$ 6,169,600.00	\$ 4,040,000.00	\$ 4,040,000.00
DEMO (Section 115)	\$ 1,621,269.52	\$ 846,136.00	\$ -	\$ -
ENH (Enhancement Grants)	\$ 11,833,042.61	\$ 2,920,000.00	\$ 2,000,000.00	\$ 2,000,000.00
ES (State Economic Stimulus)	\$ -	\$ 86,529,899.00	\$ -	\$ -
ES-MPO (MPO Economic Stimulus)***	\$ -	\$ 42,653,161.00	\$ -	\$ -
Federal Lands Hwy	\$ -	\$ -	\$ -	\$ -
FTA-5307 (Capital & Operations)	\$ 16,444,208.00	\$ 9,685,780.00	\$ 9,681,780.00	\$ 9,460,000.00
FTA-5309 (Capital Grant)	\$ 19,039,394.00	\$ 10,122,695.00	\$ 6,000,000.00	\$ 6,200,000.00
FTA-5310 (Elderly & Disabled)	\$ 212,713.00	\$ -	\$ -	\$ -
FTA-5316 (Job Access & Reverse Commute)	\$ 1,818,689.00	\$ 600,486.00	\$ 416,239.00	\$ 381,910.00
FTA-5317	\$ 410,286.00	\$ (6,169,600.00)	\$ 74,395.00	\$ -
HPP (High Priority Projects)	\$ 44,761,825.76	\$ 17,664,962.04	\$ 6,464,000.00	\$ -
HSIP (Highway Safety Improvement Program)	\$ 3,600,000.00	\$ -	\$ 1,800,000.00	\$ 1,800,000.00
IM (Interstate Maintenance)	\$ 20,674,800.00	\$ 29,979,000.00	\$ 13,123,616.00	\$ 91,673,761.00
ITS (Intelligent Transportation Systems)	\$ 3,285,474.00	\$ -	\$ -	\$ -
LIC (Local Interstate Connector)	\$ -	\$ -	\$ -	\$ -
NHS (National Highway System)	\$ 2,944,000.00	\$ 3,496,000.00	\$ 800,000.00	\$ 800,000.00
TCSP (Transp. Community, & System Preservation)	\$ 250,000.00	\$ -	\$ -	\$ -
PLHD (Public Lands Highways)	\$ 905,520.00	\$ -	\$ -	\$ -
SRTS (Safe Routes to School)	\$ 427,931.00	\$ 750,000.00	\$ 750,000.00	\$ 750,000.00
S-CMAQ (State Congestion Mitigation & Air Quality)	\$ 6,362,486.00	\$ 1,568,802.00	\$ -	\$ -
CMAQ (Regional CMAQ)	\$ 10,867,353.98	\$ 6,215,020.48	\$ 4,567,033.48	\$ 4,854,889.48
STP (State Surface Transportation Program)	\$ 46,071,050.00	\$ 20,229,760.00	\$ 2,085,248.00	\$ 920,000.00
STP-S (STP Safety Set Aside)	\$ 7,510,400.00	\$ 4,203,400.00	\$ 1,827,584.00	\$ 2,010,342.00
U-STP (Nashville Urban STP)	\$ 60,884,396.08	\$ 27,815,306.06	\$ 18,423,261.06	\$ 15,194,050.06
M-STP (Murfreesboro Urban STP)	\$ 8,788,944.60	\$ 8,968,651.68	\$ 8,648,467.68	\$ 10,328,283.68
L-STP (Local STP)	\$ 4,044,436.30	\$ 633,186.00	\$ 384,000.00	\$ 176,000.00
State (includes matching amounts for federal funds)	\$ 88,788,255.25	\$ 162,074,076.00	\$ 42,094,485.00	\$ 14,884,973.00
Local (includes matching amounts for federal funds)	\$ 85,157,338.11	\$ 105,963,624.76	\$ 25,518,207.00	\$ 5,705,266.00
Unprogrammed Balance	\$ 24,018,648.22	\$ 13,330,085.22	\$ 12,068,546.22	\$ 12,154,066.22
CMAQ (Regional CMAQ)	\$ 3,152,752.48	\$ 1,504,765.48	\$ 1,792,621.48	\$ 1,623,156.48
ES-MPO (MPO Economic Stimulus)***	\$ -	\$ -	\$ -	\$ -
U-STP (Nashville Urban STP)	\$ 13,967,176.06	\$ 4,856,668.06	\$ 1,627,457.06	\$ 202,626.06
M-STP (Murfreesboro Urban STP)	\$ 6,898,719.68	\$ 6,968,651.68	\$ 8,648,467.68	\$ 10,328,283.68

***See attached table for more detail for MPO ES funds.

FY 2008-2011 FUNDING TABLES
 Detail for MPO-Share ARRA Funds
AFTER JUNE 18, 2009 ADJUSTMENT

Funding Source	FY 2008	FY 2009	FY 2010	FY 2011
Total MPO ES Programmed	\$ -	\$ 42,653,161.00	\$ -	\$ -
ES-U (Nash-Dav UZA Hwy Economic Stimulus)	\$ -	\$ 22,647,241.00	\$ -	\$ -
ES-M (Murf UZA Hwy Economic Stimulus)	\$ -	\$ 3,800,000.00	\$ -	\$ -
ES-UT (Nash-Dav UZA Transit Economic Stimulus)	\$ -	\$ 14,020,151.00	\$ -	\$ -
ES-MT (Murf UZA Transit Economic Stimulus)	\$ -	\$ 2,185,769.00	\$ -	\$ -
Total MPO ES Available for Programming	\$ -	\$ 42,653,161.00	\$ -	\$ -
ES-U (Nash-Dav UZA Hwy Economic Stimulus)	\$ -	\$ 22,647,241.00	\$ -	\$ -
ES-M (Murf UZA Hwy Economic Stimulus)	\$ -	\$ 3,800,000.00	\$ -	\$ -
ES-UT (Nash-Dav UZA Transit Economic Stimulus)	\$ -	\$ 14,020,151.00	\$ -	\$ -
ES-MT (Murf UZA Transit Economic Stimulus)	\$ -	\$ 2,185,769.00	\$ -	\$ -
Unprogrammed MPO ES Balances	\$ -	\$ -	\$ -	\$ -
ES-U (Nash-Dav UZA Hwy Economic Stimulus)	\$ -	\$ -	\$ -	\$ -
ES-M (Murf UZA Hwy Economic Stimulus)	\$ -	\$ -	\$ -	\$ -
ES-UT (Nash-Dav UZA Transit Economic Stimulus)	\$ -	\$ -	\$ -	\$ -
ES-MT (Murf UZA Transit Economic Stimulus)	\$ -	\$ -	\$ -	\$ -